

# INSTRUCTION MANUAL

## KONANlabs KSP-FS1

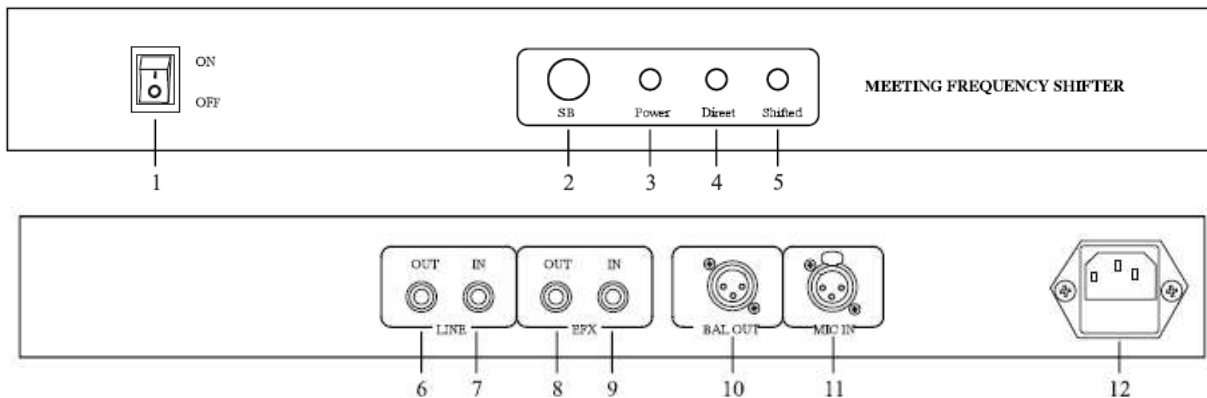


## Instruction of Conference frequency shifter

### A. Specification

1. Power supply: AC220~230V,50/60Hz
2. Independent microphone and line input switch
3. EFX port support connecting to conference system
4. Frequency shift:  $5\text{Hz}\pm 1\text{Hz}$
5. Input impedance:  $\geq 5\text{K}\Omega$
6. Output impedance:  $\leq 600\Omega$
7. Microphone Gain: 5~14dB
8. Frequency response:  
20Hz-20 KHz in frequency non-shift state  
150Hz-15 KHz in frequency shift state

### B. Function Key



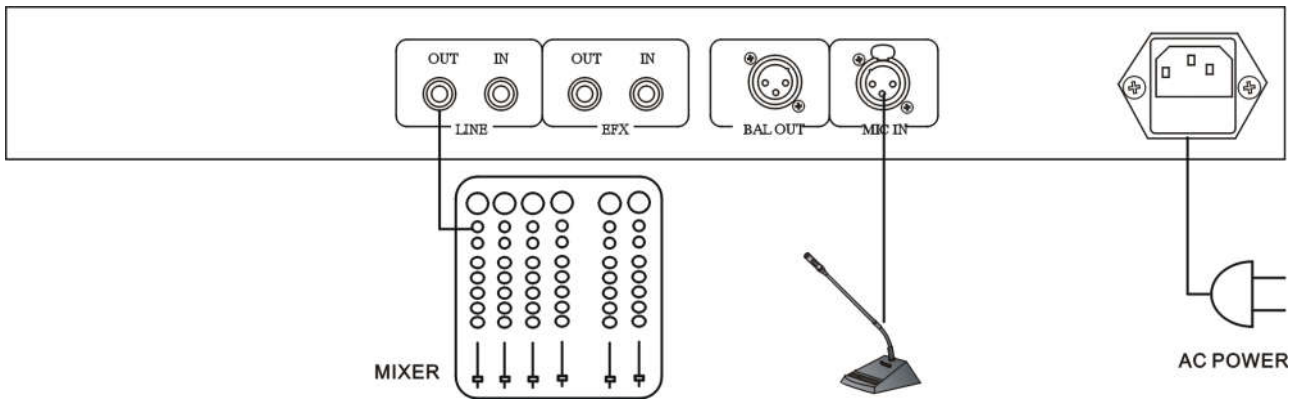
1. Power switch
2. Frequency shift switch
3. Power indicator lamp
4. Frequency non-shift state indicator lamp
5. Frequency shift state indicator lamp
6. Line audio output
7. Line audio input
8. Conference EXF audio output
9. Conference EXF audio input
10. Balance audio output
11. Microphone audio balance input
12. AC power

### C. Operation

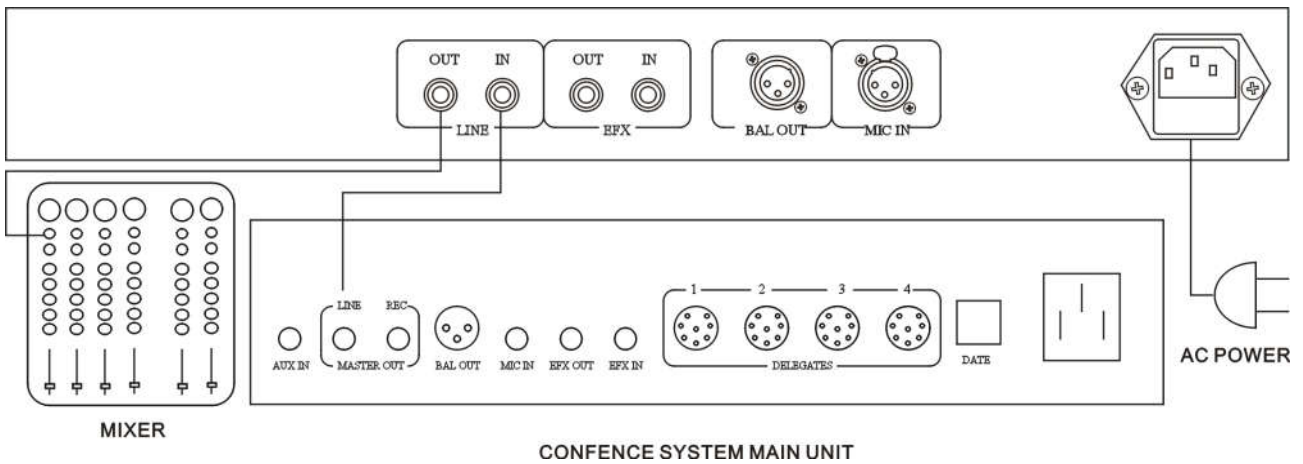
1. Please turn off the power switch first, and then connect the AC power, mixer, microphone and other equipments, turn on the power switch. Turn on or turn off the frequency shift function according to the circumstances.
2. Connect external audio to (7) and debug (15) volume with mixer according to the circumstances.
3. If need connect to conference system local speaker, please connect to EFX port with the schematic diagram

## D. Schematic diagram

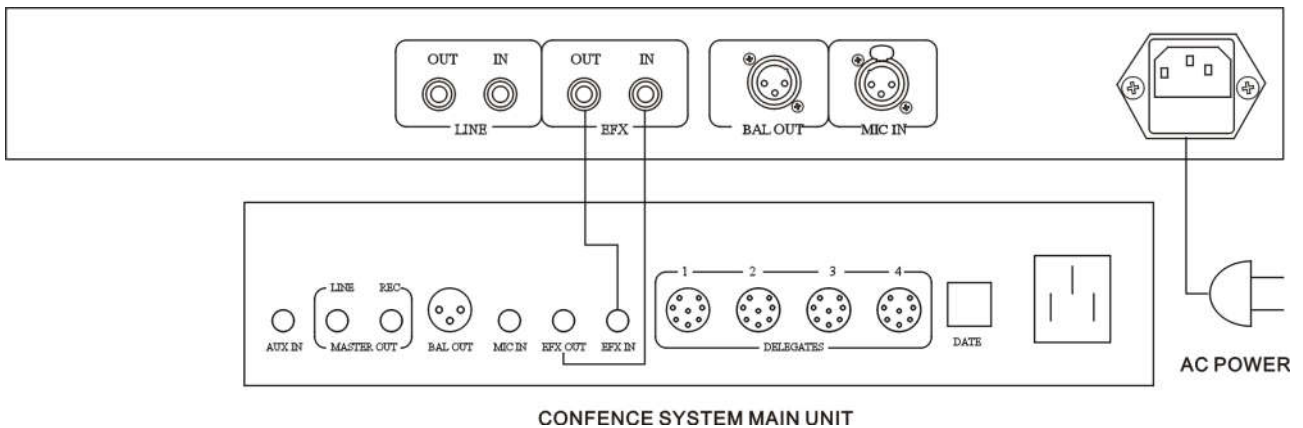
### 1. Connection picture with meeting microphone



### 2. Connection picture with conference system external speaker



### 3. Connection picture with conference local speaker



**Caution:**

Please prevent the equipment dripping by water, do not put the liquid articles such as vase on the equipment.

The power switch of the equipments is monopole; please pullout the plug if the will not be used for a long time. The switch has already been turn on when the power indicator lamp is on, and the switch has already been turn of when the power indicator lamp is off.

This machine has no maintain part, for preventing electric shock from being dangerous, do not turn on the machine cover without permission. If need to maintain, please contact sale agent.

The appearance of the products is subject to material object; we remain the right to modify any issue without notice in advance.